



---

# BRILLIANT BROS

**TEAM 134-80836**

## The Unforgettable Treasure Hunt

Somers CSD | Destination Imagination 2025-2026

SCIENTIFIC JOURNAL EDITION



---

# MEET THE BRILLIANT BROS

THE CAST & CREW (EASTERN & GLOBALS)

## Eastern Tournament Team



- ★ Adam Cherif - Mischievous Friend
- ★ Jakob Kelly - The Leader / Grandpa
- ★ Brendan Mallamud - Original Cast
- ★ James Oldis - Original Cast
- ★ Eddie Herald - Original Cast

## Global Finals Team



- ★ Adam Cherif - Mischievous Friend
- ★ Jakob Kelly - The Leader / Grandpa
- ★ Dakarai Lacey - Main Character
- ★ Joey McKenna - Narrator / Scientist

**It took all 7 of us to reach the Global Finals!**

# OUR STORY: THE UNFORGETTABLE TREASURE HUNT

## WHAT HAPPENS IN OUR PLAY

Eddie's grandpa gives him a secret map that only works under a UV light. Years later, Eddie bumps his head playing football and forgets how to read the map! He and his four best friends go on an adventure to find the treasure. Along the way, Adam gets scared of the dark and leads them the wrong way. But when Brendan peels an orange, the smell brings Eddie's memory back! They find the hidden cave and learn that friendship is the real treasure.



1

### Grandpa's Gift

Grandpa shows young Eddie the secret UV map.



2

### The Accident

Eddie bumps his head and forgets how the map works.



3

### The Wrong Way

Adam gets scared and tricks the group into going the wrong way.



4

### The Orange Smell

The smell of an orange helps Eddie remember the UV light!



5

### The Discovery

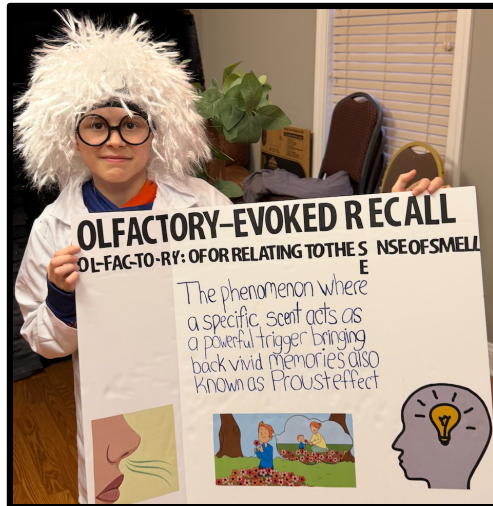
They find the cave and the glowing message about friendship.

# THE SCIENCE BEHIND OUR STORY

## HOW MEMORY AND MAGIC WORK

### Memory and Smell

We made a storyboard and researched how memory works! We learned that a hit on the head can cause memory loss. We also learned about **olfactory-evoked recall**, which means a smell can bring back a memory. In our story, the smell of a peeling orange triggers Eddie's (played by Dakarai) memory of his Grandpa's map instructions!



### The Art of Misdirection

Our team used theatrical misdirection to trick the audience! Adam uses huge arm movements and talks really loudly to distract everyone. He even blocks the cave with his body so no one can see it. This makes everyone look at the wrong trail while the real secret stays hidden!



# BUILDING OUR WORLD

## CREATING THE SET TOGETHER

### A Massive Team Effort

Every single piece of our set was designed and built by us! We used lots of cardboard, paint, and teamwork to make the forest come alive. It was a massive construction effort!


### The Details

**The Trees:** We built 3D trees using cardboard tubes and *real bark*! It made them look super real and helped us save money.

**The Lights:** We added cool lights to the memory picture to make it glow, and we also added lights along the path to guide the way.

**The Backdrop:** We painted a giant forest scene that sits right on top of the cave as one big structure.

It took a lot of measuring, cutting, and hot-gluing, but we are so proud of how our stage looks!



# TEAM CHOICE ELEMENT 1: THE CAVE

A MASSIVE BUILDING EFFORT

## Taking a Big Risk

The cave was a massive effort! We took a big risk and used most of our budget on art foam. We didn't know if it would work, but it ended up looking awesome!

**The Base:** Cardboard boxes and lots of hot-glue

**The Rocks:** Carved Styrofoam and art foam

**The Paint:** Black and gray paint to look like real stone

## The Glowing Secret

Inside the cave, we used special glow-in-the-dark paint. When we turn on the UV light, a hidden message magically appears on the walls: "Friends Forever"!



# TEAM CHOICE ELEMENT 2: THE TREES

BRINGING THE FOREST TO LIFE

## Building the Trunks


Our second Team Choice Element is the realistic trees that make up our forest set. We started by constructing sturdy trunks out of cardboard, carefully shaping them to look like real trees.

### REALISTIC TEXTURES

To make the trees look authentic, we collected real bark from outside and glued it onto the cardboard trunks. We then painted the remaining areas to blend perfectly with the natural bark.

## Adding the Canopy

Once the trunks were finished, we added artificial greenery and branches to create a full, lush canopy. The trees add depth and realism to our stage, making the audience feel like they are truly in a forest!



# SPECIAL EFFECTS

## THE UV MAP & THE MEMORY BUBBLE

### Effect 1: The UV Map

Our first Special Effect is the antique treasure map. We used special invisible ink spy pens to draw the hidden path. You can't see the ink at all when the regular lights are on!

#### THE MAGIC REVEAL

When we shine a UV flashlight on the paper, the glowing path magically appears! The map teaches Eddie an important lesson: **not all paths are visible at first.**

### Effect 2: The Memory Bubble

Our second Special Effect is the Memory Bubble! Adam places this special prop over the main character's head during a key scene.

#### LIGHTING UP MEMORIES

The Memory Bubble is equipped with special lights that illuminate when placed on the character, visually representing the spark of a returning memory!



# SPECIAL EFFECTS: THE UV MAP

THE SECRET INVISIBLE INK

## An Old Antique Map


Our second Team Choice Element is the treasure map. We worked really hard to make it look old and antique, like Eddie's grandpa had it for years! At first, it looks totally random and confusing.

### THE SECRET TRICK

We used special invisible ink spy pens to draw the hidden path. You can't see the ink at all when the regular lights are on!

### The Magic Reveal

When we shine a UV flashlight on the paper, the glowing path magically appears! The map teaches Eddie an important lesson: **not all paths are visible at first.**



# LIGHTS, CAMERA, ACTION!

THE PERFORMANCE & THE REALIZATION

## The Misdirection

Adam uses huge arm movements and talks loudly to distract everyone! He even blocks the cave with his body so no one can see it. This makes everyone look at the wrong trail!

### ★ THE REALIZATION ★

Eddie has a two-part realization! First, he realizes the map only works with a UV light. But then he realizes something bigger when they see the glowing message in the cave: "Friends Forever". The real treasure isn't gold... it's that friendship is the real treasure, and friends stick together even when things are confusing or scary!



# THE COMPLETE STAGE

FINAL SET CONFIGURATION



EXHIBIT A: FULLY ASSEMBLED ENVIRONMENT



Our complete stage setup for "The Unforgettable Treasure Hunt"—designed and built by five 5th graders.

## Key Components:

**Integrated Backdrop:** Hand-painted forest panels that sit atop the cave structure.

**The Cave Base:** Styrofoam rock walls forming the central foundation.

**Handmade Trees:** Freestanding frames with natural bark and branches.

# OUR DI JOURNEY

FROM EASTERN TOURNAMENT TO GLOBAL FINALS

## Teamwork is Everything

Our journey to the Global Finals wasn't easy! When three of our original members couldn't continue, we recruited two amazing new friends. It took the hard work of all 7 Brilliant Bros to get us here!

## Never Give Up

We had to adapt quickly, tweak our script from 5 characters to 4, and build new props. We learned that being flexible and supporting each other is the key to success.

## The Real Treasure

Just like Eddie's Realization in our play, we learned that the true reward of Destination Imagination isn't a trophy...

*"The greatest treasure of all is friendship, strengthened by the shared journey together!"*



# PREPARING FOR GLOBALS

NEW MEMBERS, NEW ENERGY!

## Welcome Dakarai & Joey!

When we advanced to the Global Finals, we needed some extra help. Dakarai and Joey stepped up to join the Brilliant Bros, bringing new ideas and tons of energy to the team!

## Building New Props

The new team got right to work! We spent hours designing, cutting, and painting new props to make our performance even better for the world stage.

## Ready for the World Stage

With our updated script, our new team members, and our awesome new props, the Brilliant Bros are ready to show the world what we can do!



# CREATIVE PROBLEM SOLVING

## THINKING OUTSIDE THE BOX

### The "Force Technique"


When we ran into challenges building our set, we had to get creative! We used what we called the "Force Technique" to figure out how to make our props sturdy and look amazing on stage.

### Hidden Details

We loved adding hidden details to our set. The inside of the cave isn't just dark—it has the secret "FOREVER" message that only shows up when the time is right. We had to test different paints to get it perfect!

### Genius Unleashed

Every member of the Brilliant Bros brought their own special "genius" to the team. Whether it was acting, painting, or engineering the props, we solved every problem together!



# HAVING FUN TOGETHER

MAKING MEMORIES AT DI

## Messy but Fun!

Building a giant set means making a giant mess! We had so much fun painting the backdrop, gluing the trees, and getting our hands dirty. Sometimes the best ideas happen when you're just having fun with your friends.

## Tournament Day

The fun didn't stop when the building was done! At the tournament, we loved trading pins with other teams, taking silly photos by the banner, and running onto the court together.

## Memories for a Lifetime

The set might be made of cardboard and paint, but the memories we made building it and competing together will last forever. We can't wait for our next adventure!

